

8





8.

(👉 Daniel.) Is this Daniel or David?

(👉 David.) Is this Daniel or David?

Color this beautiful picture.



"Hurry up! Let's go."

"Read it, Jean."
"OK."

"Got you!"

"A paper plane?!"

"Wow! The circus!"

"Hey, Helen. A message!"

9.

Draw a line from each picture to the corresponding statement.


7

- | | |
|------------------|-----------------|
| 1. classroom | 2. Mr. Robinson |
| 3. fire station | 4. school |
| 5. Mrs. Robinson | 6. stadium |
| 7. kitten | 8. backpack |



7.

Number the pictures according to the list at the top of the page.



6.

Look at the picture carefully.

(Then, point to each element of the picture, and ask *What's this called?*)

5



desk — ball — fish



pin — cowboy — nose



classroom — walkie-talkie — backpack

5.

Look at the pictures. Then, for each picture, underline the corresponding word.

A Song For You

Frank Fish

Hey! Look!
It's a fish!
Yeah! Yeah! Yeah!
It's Frank Fish
Frank Fish is super
Frank Fish is super

