

II

Look at the pictures and identify the occupation. Write the words in the corresponding blanks.

1



2



3



4



III

Write the appropriate dialogue according to each picture. Not all the dialogues will be used.

OK now.
Smile.


Are you a photographer?
No, I'm a painter.

Bye.
Bye.

Are you ready?
No, I'm not.


Your camera is cool.
Thanks.

1



“ _____ ”
“ _____ ”

2



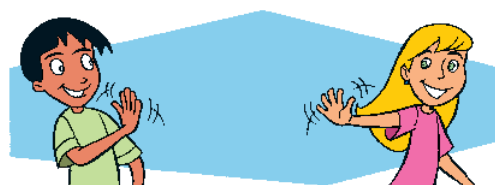
“ _____ ”
“ _____ ”

3



“ _____ ”
“ _____ ”

4



“ _____ ”
“ _____ ”

IV

In each group of letters, find a word, circle it, and draw a line to the appropriate picture. Not all the words will be used. Number 1 is done for you.

1

SJDDSJ FORK JAFJSDJHF




2

RTOMUCWAFFLEHOKLO



3

NIUMKFSSCHOOLMKOBB



4

YUOTYTPRPKNIFEMDOFI



5

UPTOIDSPOONNOPFKRTI

