



15

15. (👉 Daniel.) What's this boy's name?
 (👉 Click.) What's the puppy's name?
 (👉 the doghouse.) Is this house for people or for a dog?
 (👉 the backpack.) What is this called?
 (👉 the house.) What is this called?
 (👉 the bone.) Who would like to eat this?
 (👉 the pen.) What is this called?
 Draw a line from Daniel to all the things that are his.
 Draw a line from Click to all the things that are his.



1. (☞ the left-hand side of the page.)

Look at what a beautiful place this is.

Do you think this place is in the city or in the country?

(☞ the empty space in the school.) What's missing here?

(☞ the empty space in the train.) What's missing here?

(☞ the school on the right-hand side of the page.) What is this called?

(☞ the train on the right-hand side of the page.) What is this called?



Now listen to what you're going to use in this exercise: colored pencils.

Why? (S: To color the school and the train.)

Listen to what else you're going to use: scissors. What do we use scissors for?

Listen to one more thing you're going to use: glue. What do we use glue for?

1



5. (👁️ the page.)

Look at this forest.

Look at how many leaves there are!

And there are some animals hidden in these leaves.

Mark with an X each animal that you find.

(After the students have finished.) Which animals did you find?

(👁️ each animal.) What is this called?

5

