

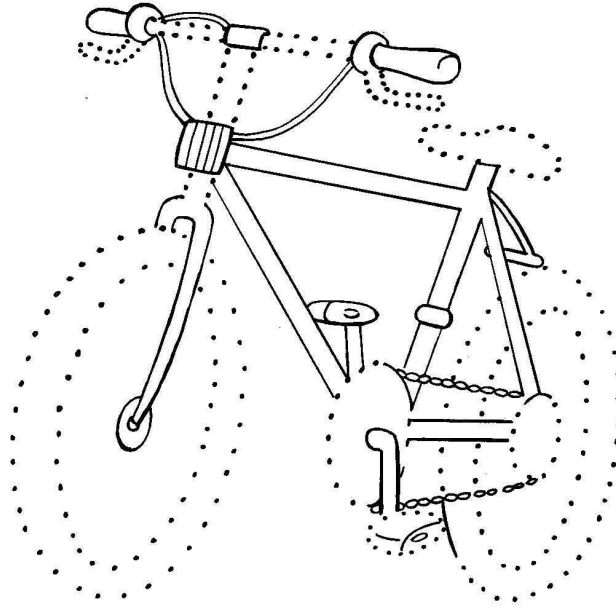
5

5. What is it? Connect the dots and find out.
(Only after the students have done this should you ask the following question.)


What's this called?

Now you can color the drawing.

6. Color each section marked with a dot.
What is it? Now mark with an X the word that corresponds to the drawing.



6



() dog

() hamster

5

“What color is the backpack?”




- “It’s blue.”
- “It’s green.”



- “It’s yellow.”
- “It’s pink.”



- “It’s pink.”
- “It’s green.”



- “It’s blue.”
- “It’s yellow.”